

# A video intercom system

that works with your HDL smart home

## **HDL offers video intercom in two categories.**

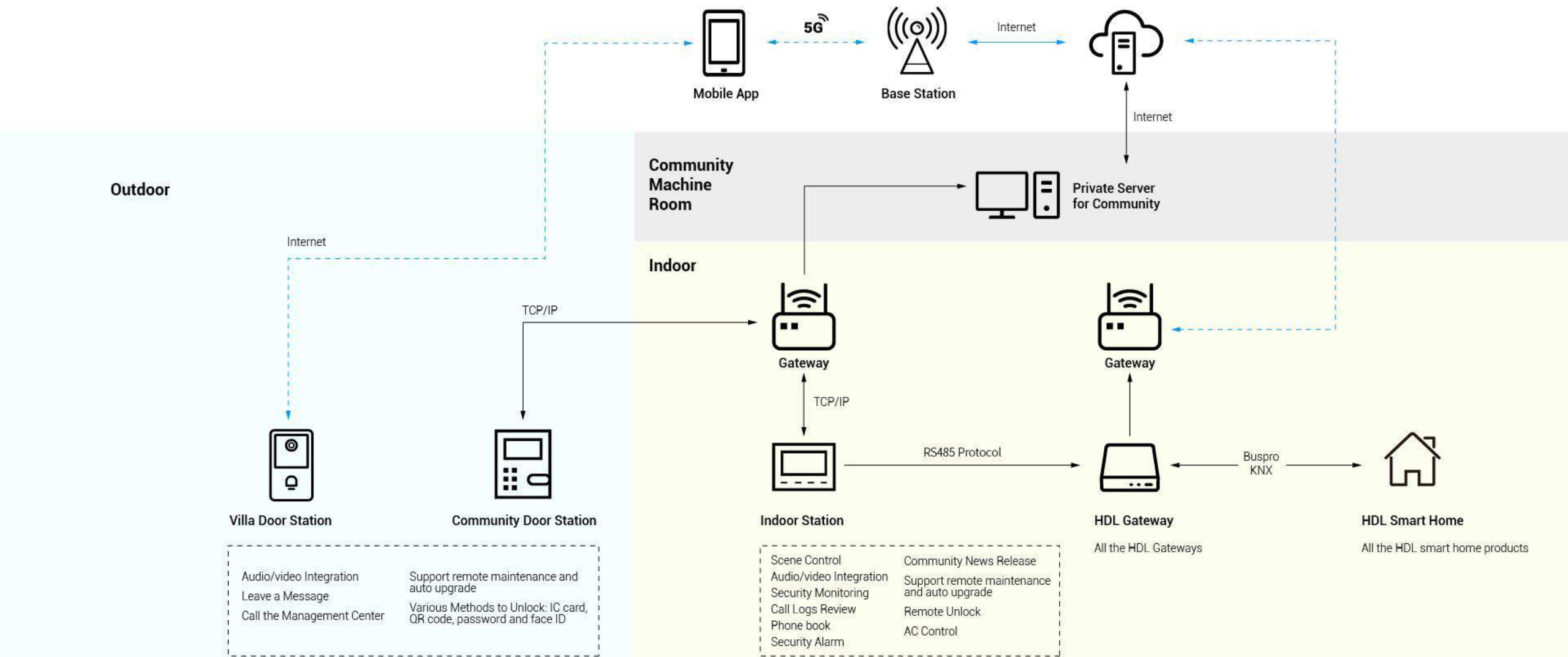
### **Apartment intercom**

The apartment intercom is designed for multi-dwelling residential buildings. It includes a door station, an indoor monitor and a master station.

### **Villa intercom**

The villa intercom is designed for stand-alone houses. It includes a door station and an indoor monitor.

# System topology





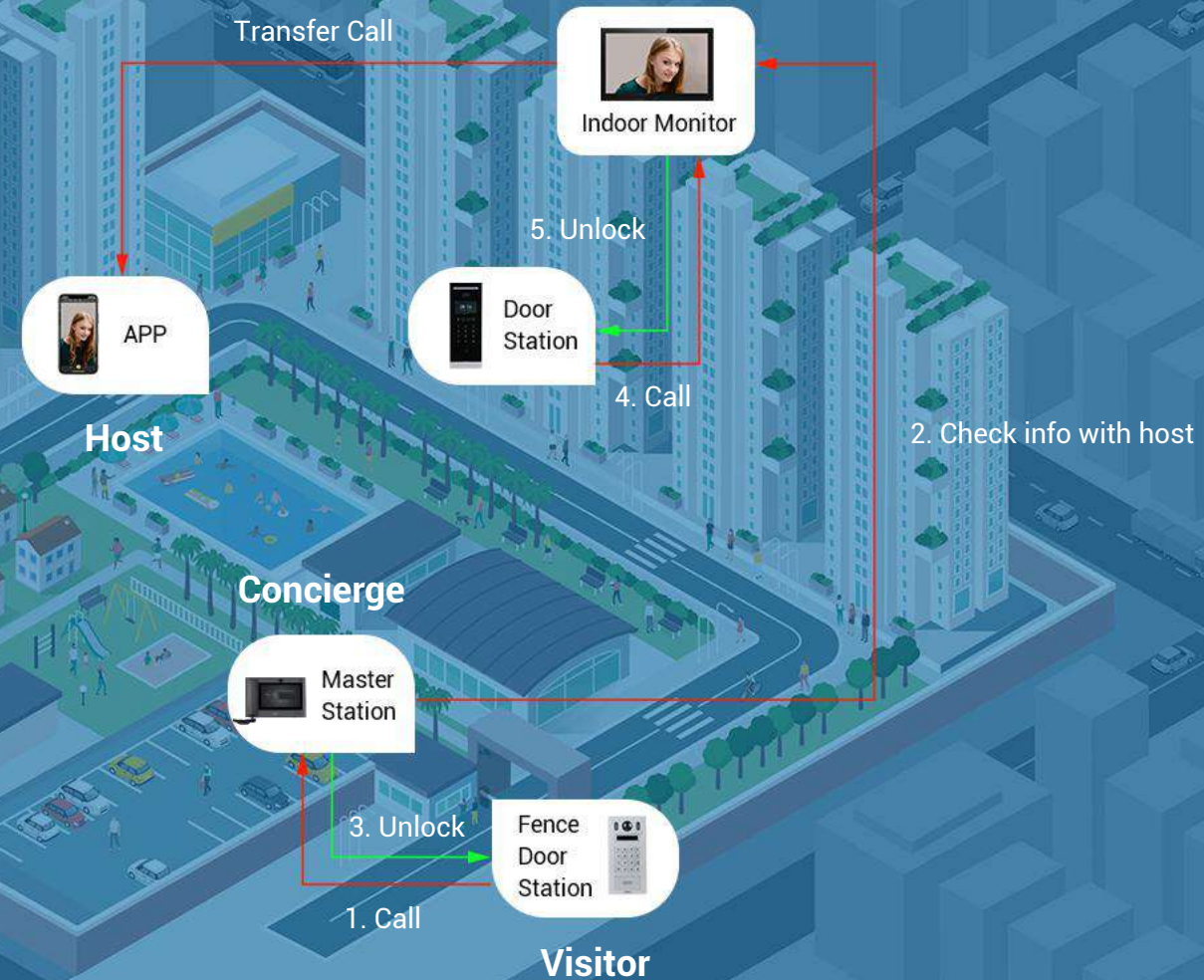
# The apartment intercom



# How the apartment system works

The workflow clearly shows that how the visitor, concierge, and host benefit from various products of the intercom system.

## Apartment System





# Different roles in the workflow

## Visitor

Visitors call the concierge through the fence door station.

## Concierge

The concierge checks the visitor information with the host through the master station, and then opens the door.

## Host



04

01



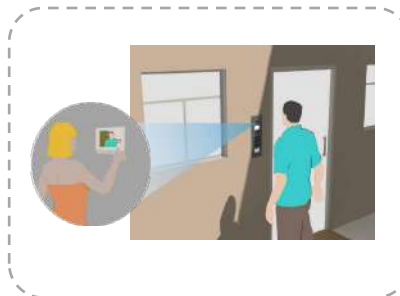
03

02



Visitors call the host through the door station in the front of the apartment.

05



## Host

The host receives the call and unlocks via the indoor monitor and mobile App.

# Options of outdoor stations for apartment intercom





## HDL-MVDOS3203M

- Small size apartment door station
- Supplemental lighting with white light
- 2MP CMOS camera
- Mechanical button with Braille
- Aluminum alloy plate, IK08, IP65
- Door release via password and Mifare card

Dimensions: 200mm × 98mm × 32mm



# HDL-MVDOS3202F

- Dual lens for liveness detection. Photos can not be recognized
- New generation face recognition system with new AI chip
- Support to configure the anti-fake threshold of face recognition
- Detect and recognize human faces in less than 0.2s
- Auto light illumination reduces light pollution
- Multiple unlock modes: password, IC card, remote unlock and face unlock

Dimensions: 389mm × 145mm × 43mm



**2 MP**  
CMOS, White light



**800 × 1280**  
8" Touch Screen



**Face Recognition**  
Capacity: 20000



**Fingerprint**  
Capacity: 10000



**Mifare Card**  
Capacity: 10000



**Password**  
Uniform password / self-password





## HDL-MVDOS3201T

- Auto light illumination reduces light pollution
- Multiple unlock modes: password, IC card, remote unlock and face unlock
- Support 20,000 users, 10,000 face images, and 10,000 cards
- Detect and recognize human faces in less than 0.2s
- Support liveness detection
- Support full duplex; management platform, and voice call through APP
- Support SIP server, and can manage 200 indoor monitors at most

Dimensions: 200mm×98mm×32mm



**2 MP**

CMOS, true WDR



**800×1280**

4.3" IPS Screen



**ID/Mifare Card**

Capacity: 10000



**Password**

Uniform password  
self-password

# The villa intercom





# How the villa system works

Visitors call the host and make audio and video intercom.  
There are two ways for the host to answer the call.

## Villa System



VTO





The host opens the door via indoor monitor.



The host receives the call and open the door via the mobile app.





# Options of outdoor stations for villa intercom







## HDL-MVDO2101P

- Anodized aluminum front panel
- CMOS low illumination 2MP HD colorful 160° fisheye camera
- Video intercom function
- Access control function that supports two locks
- Able to talk to the visitor or unlock the door on the mobile phone
- Compatible with 2-wire interface & RJ45 interface
- IK07&IP65
- Support H.265
- Support surface and flush mount
- PoE

Dimensions: 130 mm × 96 mm × 28.5 mm

## HDL-MVDOS3201T

- Thin lightweight design
- 30°C to +60°C (-22°F to +140°F) operating temperature
- IR illumination and night vision
- Card unlock, app unlock, and indoor monitor unlock
- Two-way audio and voice call through app
- Card capacity: 10,000
- Tamper alarm
- Standard PoE
- Control two locks

Dimensions: 150 mm × 100 mm × 24.8 mm



# Indoor monitors for apartment intercom and villa intercom





- Android 8.1
- More User-Friendly UI
- Ethernet and Wi-Fi
- 7 inch TFT Capacitive touch Screen
- Quick configuration for villa system
- 1024×600 Screen Resolution
- Installation: Surface/Desktop
- 12V DV, Standard POE
- Micro SD, Max 256GB

Dimensions:

189.6 mm × 134.6 mm × 26 mm

**HDL-MVDI7302W**



**HDL-MVDI7302B**



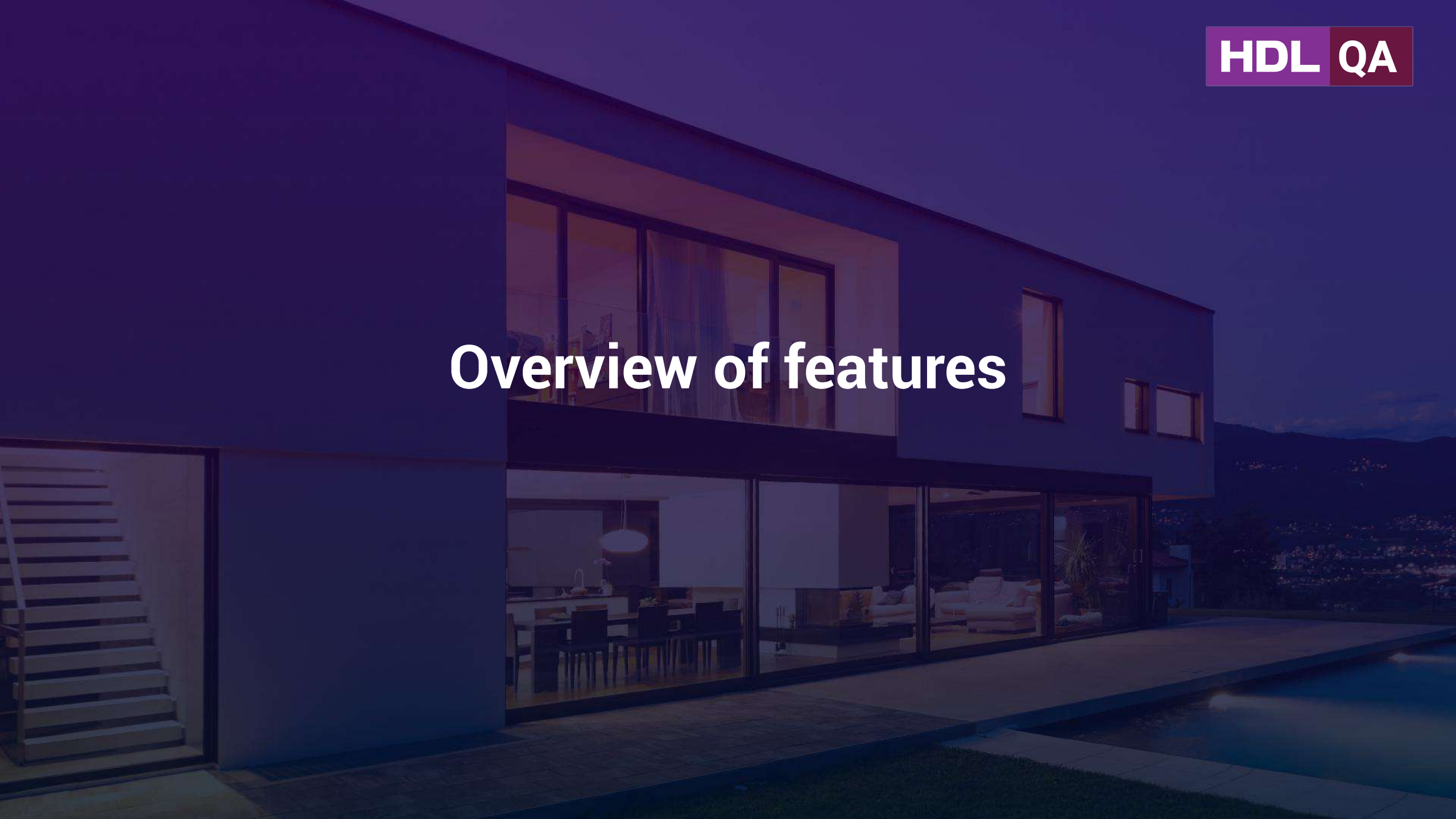
## HDL-MVDI1301B

- Android 8.1
- More User-friendly UI
- Ethernet and Wi-Fi
- 10" TFT Capacitive touch Screen,
- 1024×600 screen resolution
- Installation: Surface
- Micro-SD Card optional, Max 256GB
- 10 inch screen size
- 12V DV, Standard POE



Dimensions: 260 mm × 170 mm × 25.4 mm

# Overview of features





# Control the intercom system on indoor monitors and mobile phone

## Indoor Monitors

The owner can view a live feed on the indoor station to interact with visitors or family in the other room.

## ON+ App

HDL ON+ App enables the owners to unlock the door or answer the call on the mobile phone anytime and anywhere.



## The indoor monitor works as a smart home panel

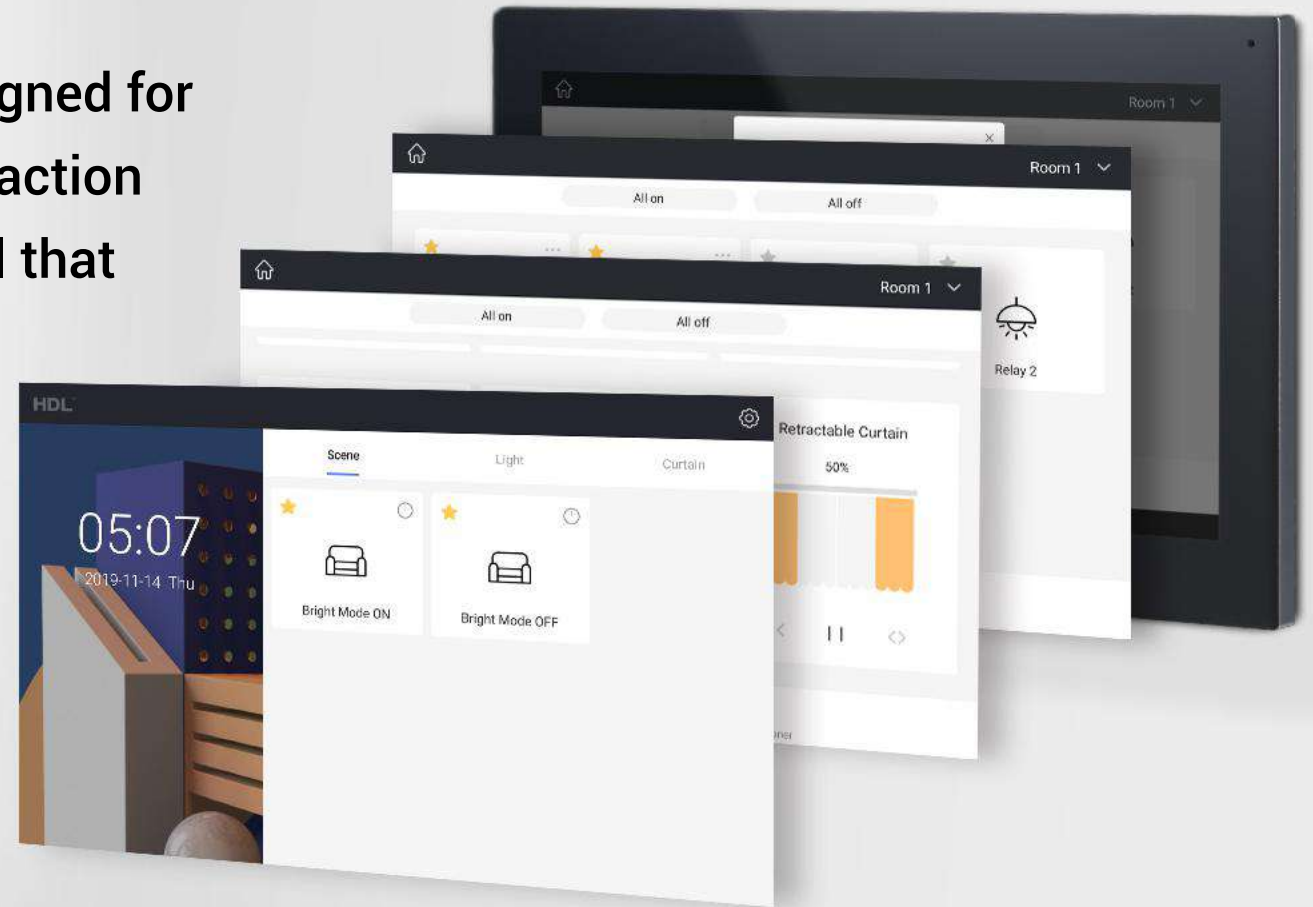
The video intercom is fully integrated with HDL smart home systems. On the indoor monitor, you can access the HDL WallApp, which allows you to control all connected devices in your automated home.

Click the WallApp icon and turn your indoor monitor into a smart home control center.



# WallApp

WallApp is an interface specially designed for wall-mounted panels. Either the interaction logic or button size will make you feel that everything is perfectly well.





# WallApp

Let you effortlessly control your home

With HDL smart systems, you are able to control every connected device at home on WallApp, such as lights, curtains, HVAC, music, security system, and so on.



Fan Speed



Cooling



Heating



Dehumidification



Ventilation

HVAC



Roller Curtain

60%



FHChannel



Delay Time



RGB Light Color

0% Brightness

0% Fade-in/out Time

Music

Behnam Bani - Sad Sal.



36%

# Access control with those stations

Multiple options are available for users to unlock the doors.

IC Card



Fingerprint



PIN code



ON+ App




Face ID



# Superb image quality

The indoor monitors are equipped with a high-resolution display. It offers you a superb image quality that makes your video call communication more pleasing.





## Transfer the video call to your mobile app

When you are not able to answer the call on the indoor monitor, the video call can be transferred to the mobile app. You can proceed the call wherever you are. You can unlock the door on the mobile app if it is needed.



# Leave a message for the host

Visitors are allowed to leave audio or video messages for the hosts. As the host, you can check the messages when you are home.

